



UEI

# STUDENT USER GUIDE

A starter guide for navigating your career journey  
and staying on track in your Virtual Classroom



STUDENT NAME

STUDENT ID



# Welcome to UEI!

We are excited you have started your career journey. We will be with you every step of the way to help you succeed. In this guide, you will find tips to navigate through the set-up process of your tech equipment and UEI Student Portal. We'll help you access and navigate your SOAR Virtual Classroom, grades, and set up a weekly schedule so you will be ready to start your program.

## Contents

---

3	On Your First Day of Class
6	Student Tech Kit
7	How to Set Up Wi-Fi
9	Student Portal Registration
11	Save as an Icon
13	Inside the Student Portal
15	Complete Emergency Information
17	Inside the SOAR Virtual Classroom
19	Inside Your Course within SOAR
21	Communicating with Your Instructor
23	Navigating Hybrid Learning
25	Class Schedule
27	Attendance & Grades
29	Accessing Your Grades
31	Student Expectations
33	Tips for Success
34	Student Support



# On Your First Day of Class

## Let's Get Started!

To set you up for success on the first day of class, our faculty and staff will help you get the following items completed:

## Checklist to Complete



Set up Wi-Fi connection



Set up keyboard bluetooth



Save your Student Portal icon on your tablet



Register in the Student Portal with your Student ID



Access your syllabus and ebooks to complete your first quiz

### TIP



Check off the items once finished. This will help you remember what you have completed!







# Student Tech Kit

**Congratulations!** You are one step closer to building your future. Below are the items that are included in your tablet or Chromebook Student Tech Kit. If you are missing any items, have network issues, or have general questions, please contact your instructor or Director of Education.



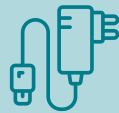
Tablet<sup>1</sup>  
& Screen Protector



Tablet Case, Keyboard  
& Stylus Pen



Headphones



Cords (adapters, keyboard & tablet chargers)



Chromebook and Power Cord

Need Help? Contact us at: 877-373-4839 or email: [SOARHotline@ieccolleges.com](mailto:SOARHotline@ieccolleges.com)

<sup>1</sup>Some programs will be provided a Chromebook in place of a tablet, case and keyboard.



# How to Set Up Wi-Fi



## Setting up Wi-Fi on your device.

At the main screen, swipe up to access all of the apps located on your device.

- 1 Tap on the Settings icon, then tap on "Network & Internet"
- 2 Move the Wi-Fi switch to On
- 3 Tap "Add Network" and type in "UEISTUDENT"\*\*\*
- 4 For Identity, input your information in the format "FirstInitialLastNameStudentID"
- 5 For Password, input your information in the format "StudentIDNumberLast4SSN"
- 6 Tap "Connect"
- 7 Check connection by looking for the word "connected" under UEISTUDENT

**Device Setup Information Sheet**  
You will receive this with your device.

#### DEVICE SETUP INFORMATION FOR STUDENTS:

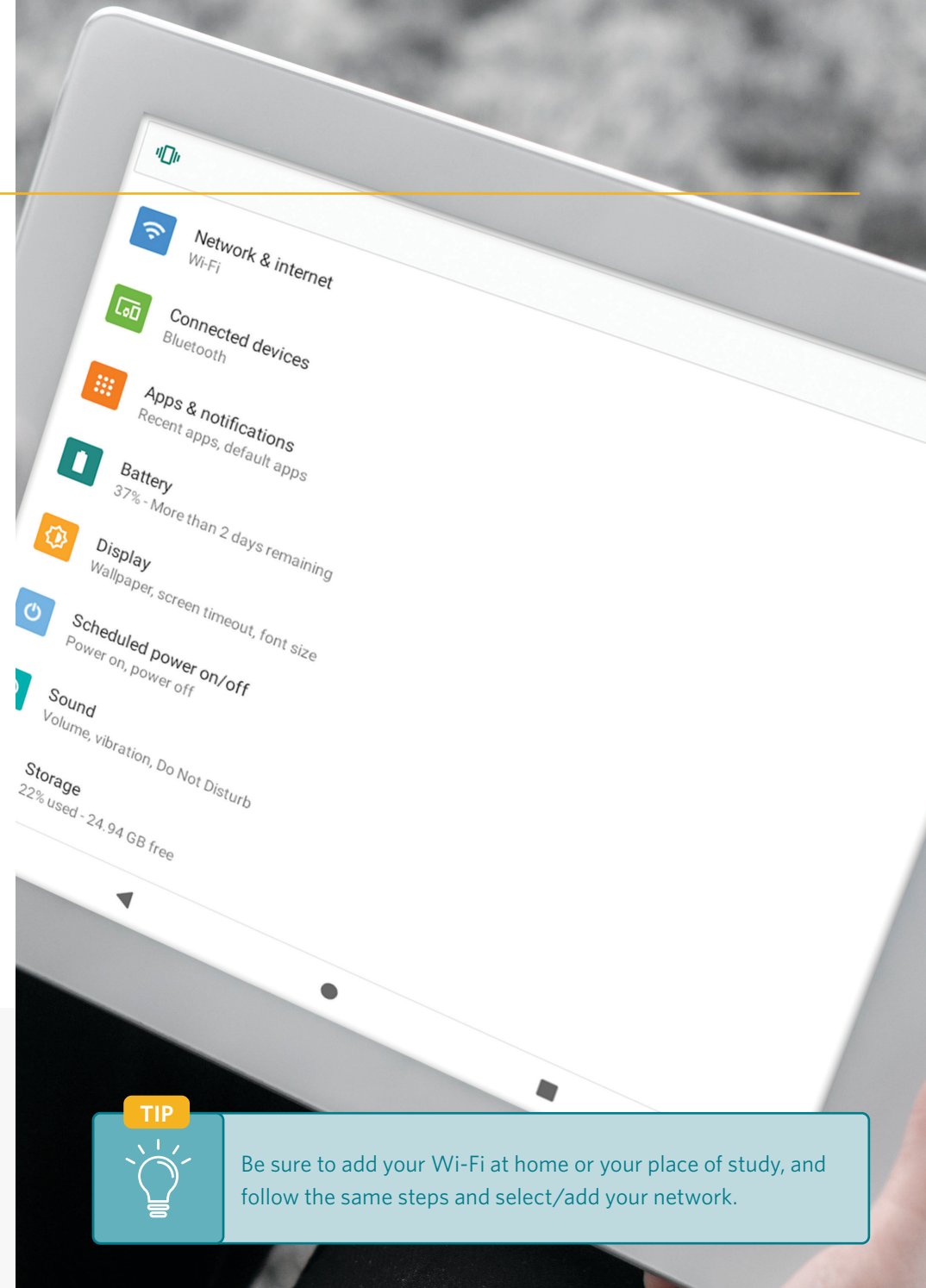
Student Name : Last Name, First Name  
Student ID: XXXXXX  
Device Serial #: WSTABCOM092020-0000  
Instructor : Last Name, First Name

#### Connect to UEI Network: (Applies to UEI Only)

Username: FirstInitialLastNameStudentID  
Password: StudentIDNumberLast4SSN

**Redshelf Will Send Login Information to the Personal Email Address on File**

\*\*\*Under CA Certificate, select "Do Not Validate"



**TIP**



Be sure to add your Wi-Fi at home or your place of study, and follow the same steps and select/add your network.



# Student Portal Registration



## Your Access to SOAR

Go to

**my.uei.edu**

on your browser to register in the Student Portal.

1

Enter your Student ID

2

Enter your email address

3

Click "Register"

4

Once you are registered, check your email for "reset your password" link to set up your password

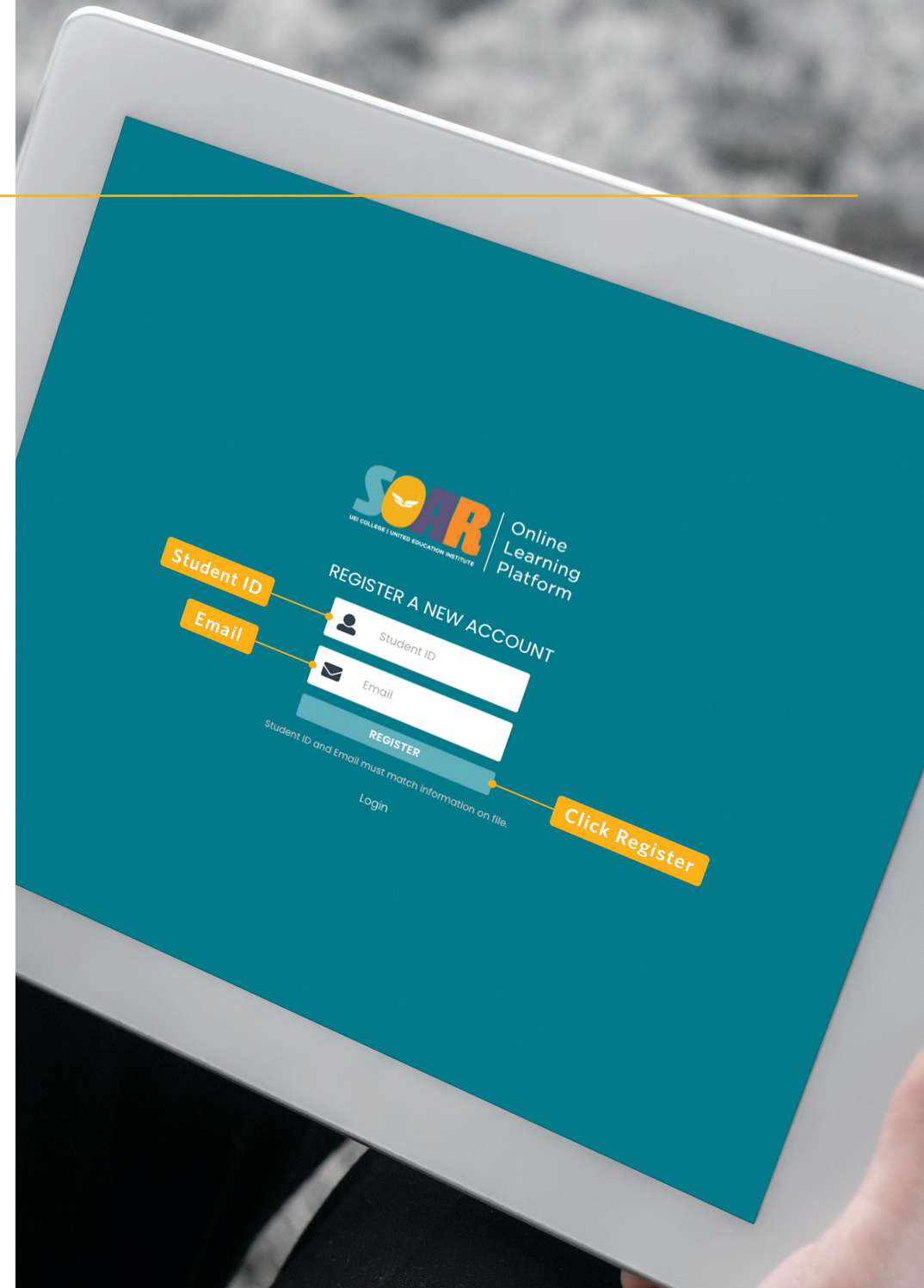
5

You will use your Student ID and password to login

TIP



Make sure you have your Student ID. Once registered, save your ID and password!





# Save as an Icon

You can create a direct link from your home screen to open the Student Portal, just like an app on your device.

## On Your Tablet or Chromebook/Laptop

Once you have logged in to the Student Portal in your browser:

- 1 Tap on the Bookmark icon to save the Student Portal in your browser
- 2 Tap the three dots in the upper right corner to view your bookmarks
- 3 Select "Save as Icon" on screen

### TIP



You can also save the Student Portal as an icon on your phone from your home screen.





# Inside the Student Portal

In the Student Portal, you will have access to:

- Your Dashboard
- Your Grades
- Your Class Schedule
- Your Attendance
- Your Profile Details
- Help Center

The screenshot shows the UEI Student Portal interface. A teal callout box at the top left says "Click here to access your SOAR Virtual Classroom" with a line pointing to a yellow dashed box labeled "SOAR Virtual Classroom" in the main content area. Another yellow dashed box labeled "Announcements" is positioned below the attendance chart, with a line pointing to a teal callout box at the bottom right that says "See important announcements".

**SOAR STUDENT PORTAL**

- DASHBOARD
- MY GRADES
- MY SCHEDULE
- MY ATTENDANCE
- MY PROFILE
- HELP CENTER

**Total Attendance**

Course ID	Attendance
BA2011-190	100
BA2011-140	85
BA2011-120	80
BA2011-140	45
BA2011-130	60
BA2011-120	55
BA2011-110	65
BA2011-170	80
BA2011-160	90
BA2011-150	100



# Complete Emergency Information

In your profile details,  
you are required to  
complete your emergency  
contact information.

Select My Profile

Scroll down to the Health and  
Emergency Information section

Add your Primary Contact  
information (If applicable,  
add a Secondary Contact)

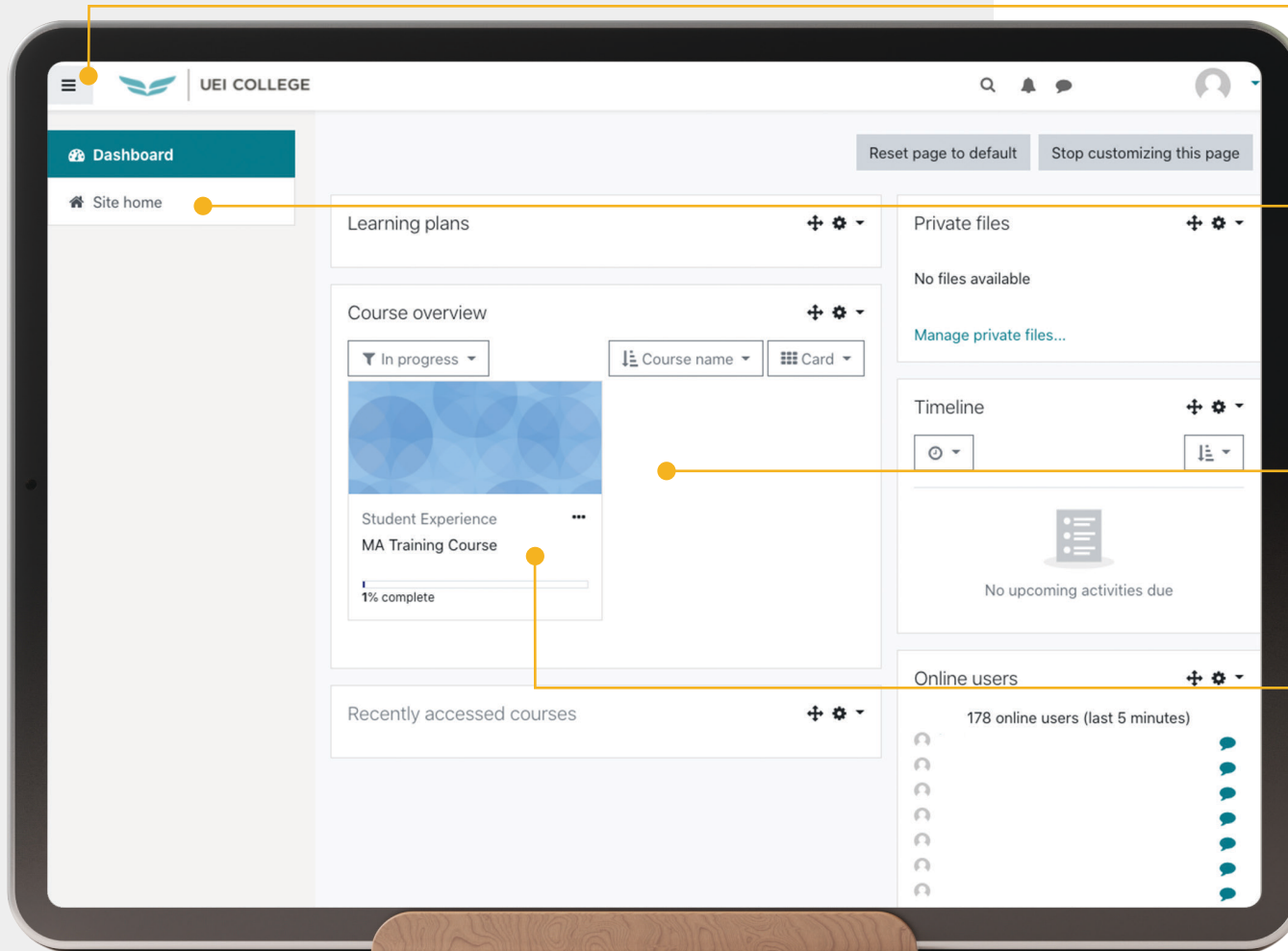
Save your contact information

The screenshot displays the UEI SOAR Student Portal interface. On the left is a teal sidebar with navigation options: DASHBOARD, MY GRADES, MY SCHEDULE, MY ATTENDANCE, EXTERN TIMESHEET, and MY PROFILE. The main content area is titled 'MY PROFILE' and contains several sections:

- MY PROFILE:** Fields for Student ID, Student Name, Email Address, Street Address, City, State, Postal Code, Home Phone, Cell Phone, and Work Phone.
- MY PROGRAM:** Fields for Campus, Program Name, Session, Enrollment Status, LOA Status, Program Start Date, and Projected Grad Date.
- Health and Emergency Information:** A section with a disclaimer about the institution's emergency alert policy and a 'Save' button.
- Primary Contact:** Fields for Name, Address, City, State, Postal Code, Cell Phone, Home Phone, and Work Phone.
- Secondary Contact:** Fields for Name, Address, City, State, Postal Code, Cell Phone, Home Phone, and Work Phone.

# Inside the SOAR Virtual Classroom

How to find your course in the SOAR Virtual Classroom.



Click on the Menu

Click on Site Home

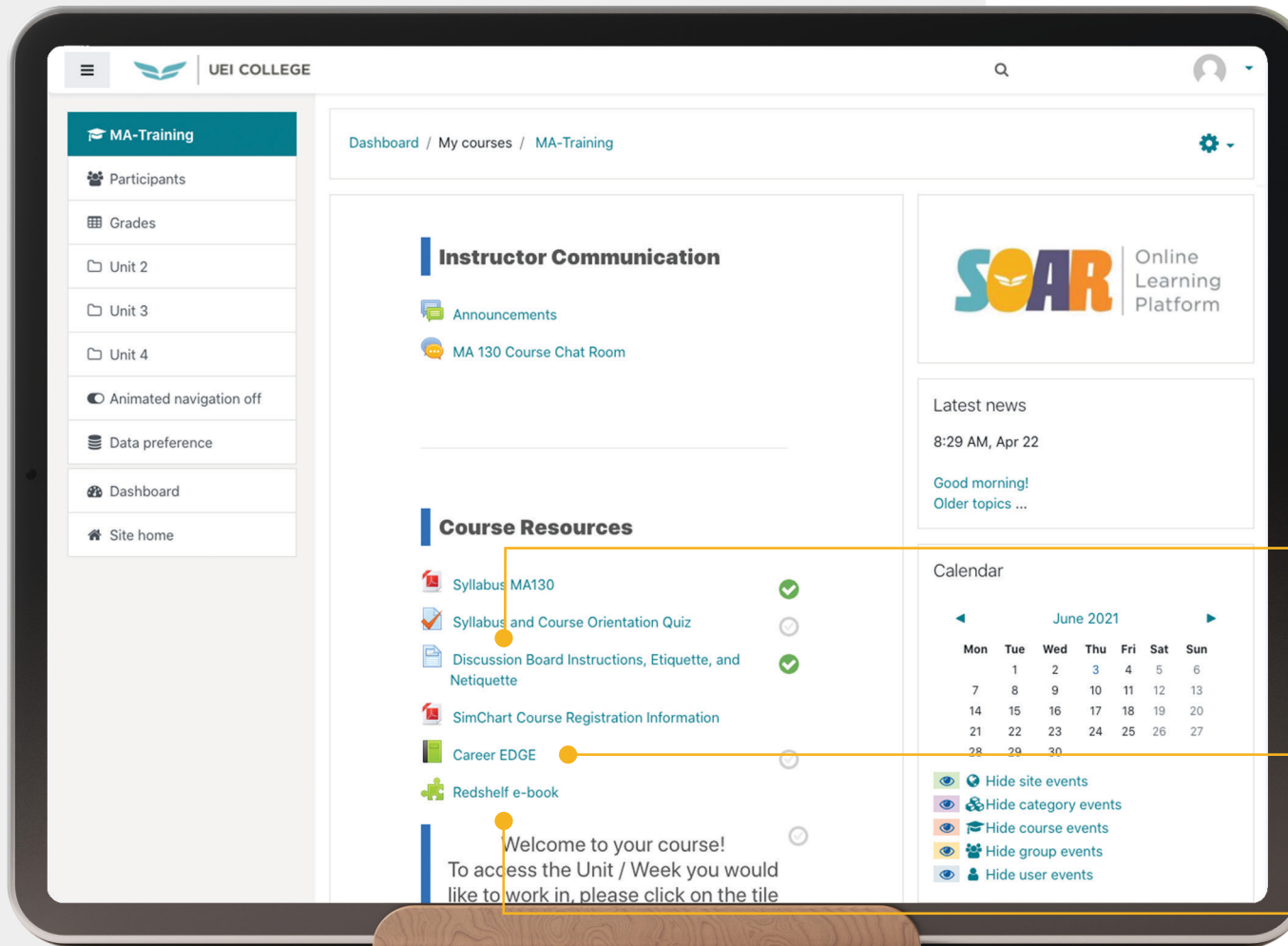
Scroll down to find your course number for your current module. Courses may be displayed in a box or as a list.

Click into your course



# Inside Your Course within SOAR

Below are the course resources to help you navigate your online class activities.



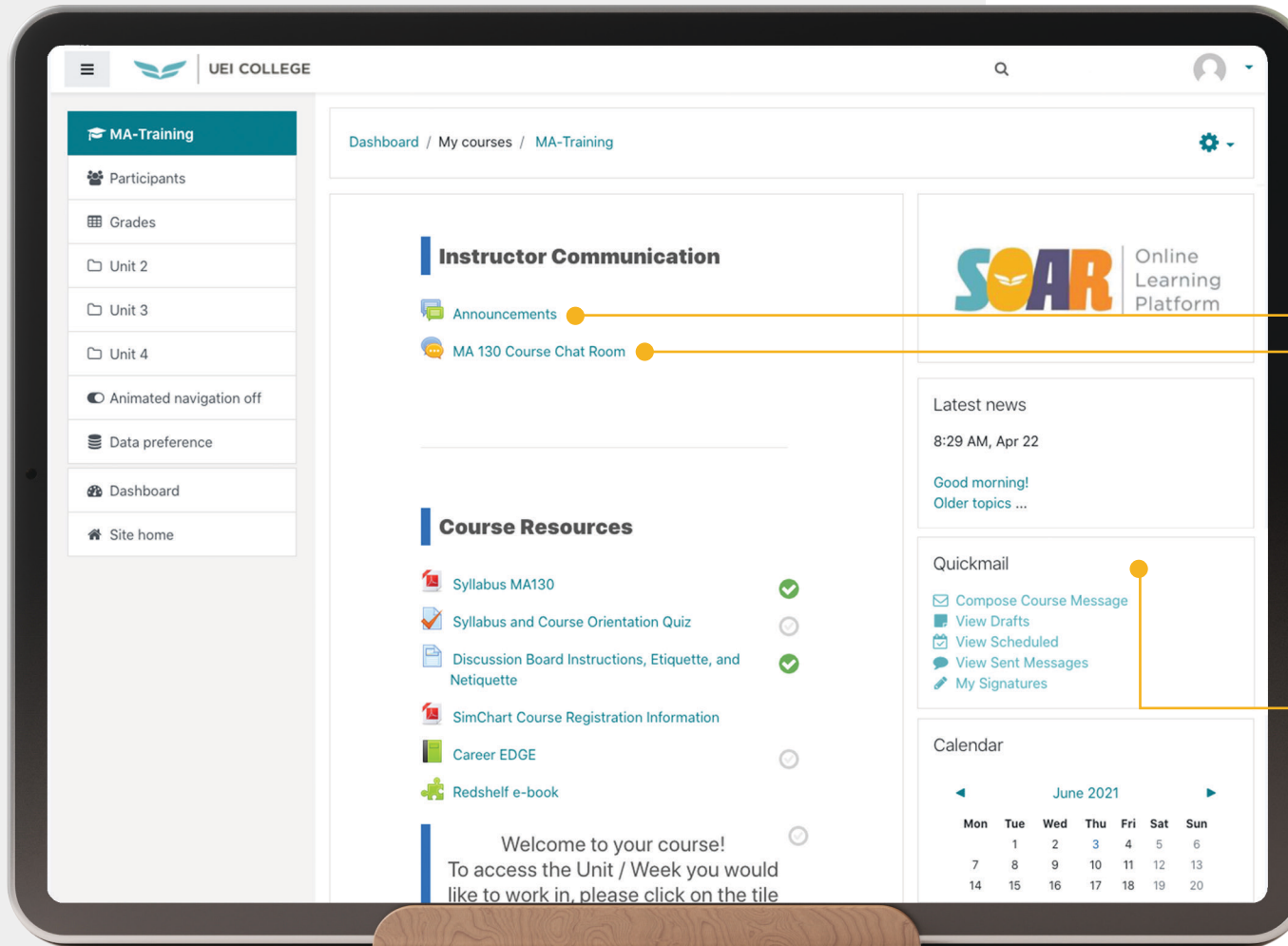
**Discussion Board**  
You can find instructions on how to submit answers to the discussion board here.

**CareerEdge**  
This is the professional development tool that will help you build your career portfolio.

**Redshelf e-book**  
Access your textbooks, workbooks, and e-book tools to help you study.

# Communicating with Your Instructor

There are multiple ways within SOAR Virtual Classroom to communicate with your instructor and classmates.



**Announcements**  
Instructor will post information about your class.

**Chat Room**  
Live chat with instructor and other students in your class.

**Quickmail**  
Easily email your instructor and classmates through Quickmail. This allows for one-to-one or group emails with your readily available class contacts.



# Navigating Hybrid Learning



## On-Campus Lab Days

Attending your scheduled lab days are mandatory and important for your success. In lab, you will learn and practice the skills needed for your career.



## SOAR Virtual Classroom Days

SOAR Virtual Classroom days are your non-lab days. Online days will include classroom activities, live Zoom lecture hours in SOAR Virtual Classroom, and live chat with your instructor. Online classes are designed to prepare you for the next lab, theory and exams. You will receive daily assignments to reinforce topics in lecture.



## Daily Tasks

You will:

- Check your announcements
- Complete daily assignment
- Participate in discussion boards
- Check your email



## Homework

Homework is very important and must be completed throughout the week. The topics assigned will help reinforce learning objectives from lab and theory.



## Externship (if applicable)

If you have enrolled in a program that requires externship, Career Services will help you secure an off-site location to complete your externship hours at the end of your SOAR Virtual Classroom Days and On-Campus Lab Days.



# Class Schedule

As a student, you will have a combination of On-Campus Lab Days and SOAR Virtual Classroom Days.

Add your schedule to the week view below for easy access.

*\*Homework is to be completed outside of your On-campus Lab Days and SOAR Virtual Classroom Days.*

## Your schedule will consist of:

- On-Campus Lab Days
- SOAR Virtual Classroom Days
- Live Zoom Lecture Hours in SOAR Virtual Classroom
- Live Chat with Instructor
- Open Lab Days
- Homework Time

SUNDAY	MONDAY	TUESDAY	WEDNESDAY	THURSDAY	FRIDAY	SATURDAY
					Open Lab Day	



# Attendance & Grades

As a student at UEI, you have attendance and grade requirements to complete your program. Below you will find a breakdown for attendance-taking activities on SOAR Virtual Classroom Days and On-Campus Lab Days, as well as a breakdown for your program grade requirements.



## Attendance

### Attendance-taking activities on SOAR Virtual Classroom Days

- Syllabus quiz
- Knowledge Assessments
  - After live Zoom lecture
  - After online presentation
- Discussion Boards
- Quizzes
- Exams

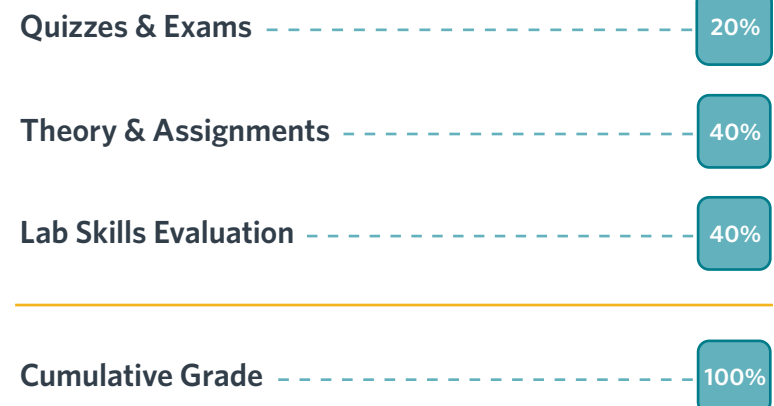
### Attendance-taking activities on On-Campus Lab Days\*

- Arrive on time to avoid "tardy."
- Attend full session to avoid "leave early."
- Sign into the roster next to your printed name. Enter time in and time out.
- Participate and engage in lab activities.
- Complete skills check-offs.

*\*On-Campus Lab Days attendance is mandatory. You will not be able to graduate in your field of study without successful completion of lab skills.*

## Grades

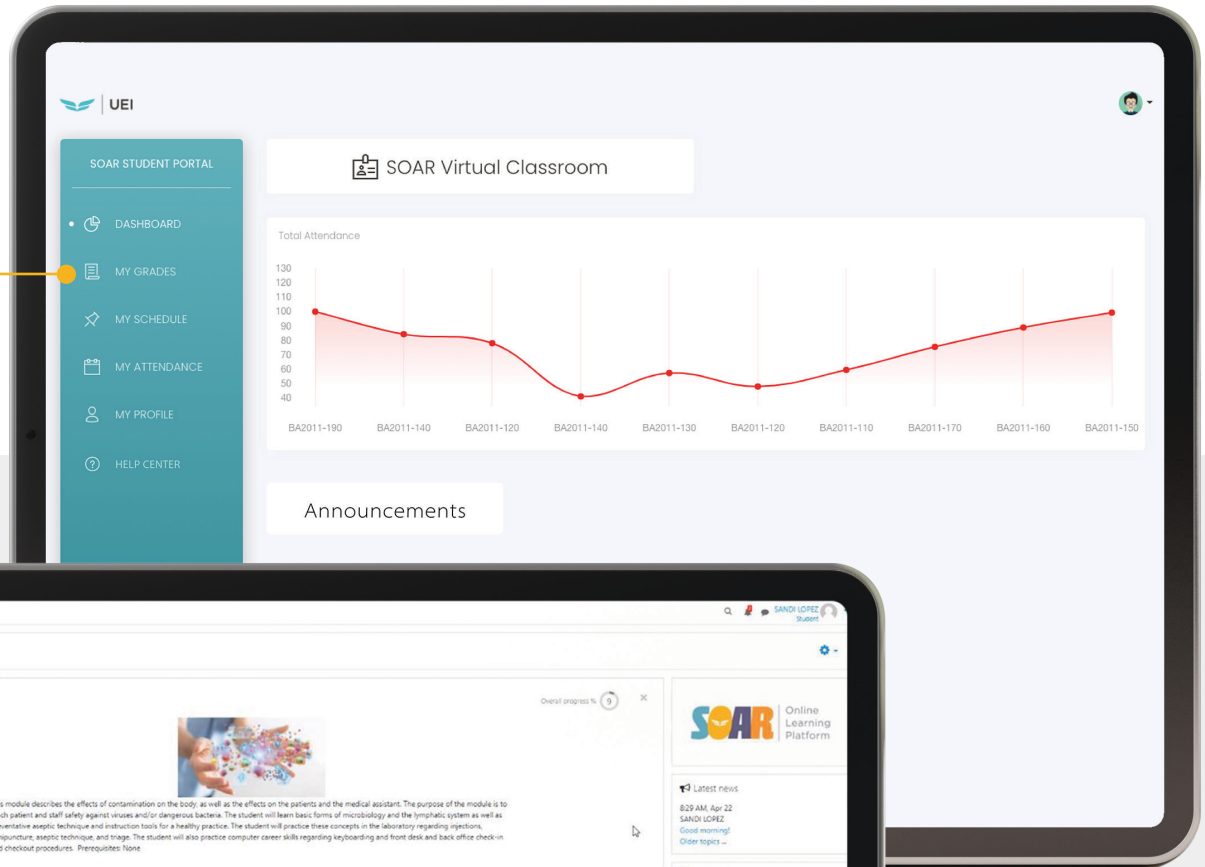
Your program grade will consist of a combination of lab skills evaluation, theory and assignments, and quizzes and exams.



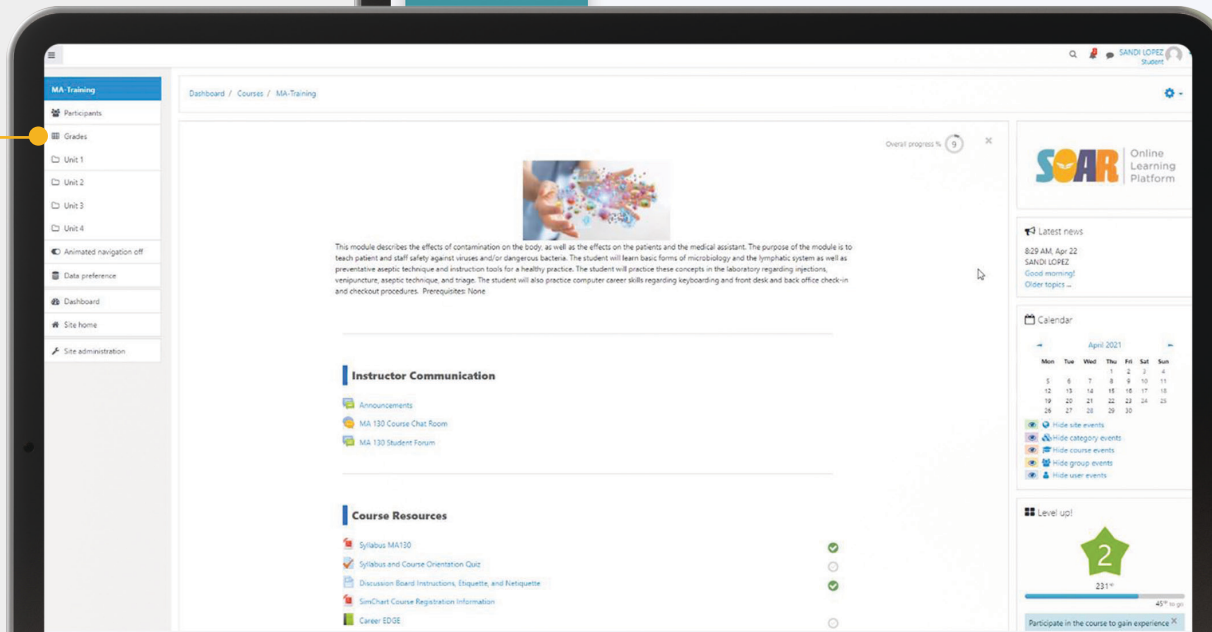
# Accessing Your Grades

There are two ways to access your grades: Student Portal and SOAR Virtual Classroom

Overall Class Grades



Individual Assignment Grades





# Student Expectations

Our staff and faculty are dedicated to your success. To help guide you through your career education journey, students are expected to attend, participate and complete the following to be successful in their program.



## Participate and complete within academic unit/week on SOAR Virtual Classroom Days

- Attend Live Zoom Lectures in SOAR Virtual Classroom
- View Presentations and Complete Knowledge Assessments
- Complete Activities and Assignments
- Participate in Discussion Boards
- Take Quizzes and Exams

## Attend On-Campus Lab Days

- Receive instruction, demonstration, and practice hands-on skills.
- Apply hands-on training with industry relevant equipment, supplies and tools.
- Practice and engage with classmates on skills development.

## Complete Homework

## Tips for Success

---



- Attend all scheduled lab days.
- Participate and complete your daily assignments.
- Pace your assignments to help you absorb all the information.
- Check instructor announcements.
- Set calendar reminders.
- Work with your classmates to keep each other on track.
- Ask for help if needed! We are here for you every step of the way.
- Schedule study time for yourself.
- Commit 20-40 Externship hours per week to increase your chances of being hired (*if applicable for your program*).

## Student Support

---

Ask for help if needed! We are here to assist you with your learning experience and support you in reaching your goals. If you need additional help, please contact the appropriate resource below.

### SOAR Hotline

For assistance with SOAR, contact:

- ☎ (877) 373-4839
- ✉ [SOARHotline@ieccolleges.com](mailto:SOARHotline@ieccolleges.com)

### Student Hotline

For assistance with concerns at your campus or if you are not receiving the help you need, contact:

- ☎ (866) 591-8588
- ✉ [StudentHotline@ieccolleges.com](mailto:StudentHotline@ieccolleges.com)



# Notes

---

A series of horizontal dotted lines for writing notes.

# Notes

---

A series of horizontal dotted lines for writing notes.



UEI

Our faculty and staff are here for you every day, at every step, to help you through your journey at UEI.

Add your instructors and campus support team contact below to have easy access to reach them.

.....  
Instructor

.....  
Contact

.....  
Instructor

.....  
Contact

.....  
Campus Support Team

.....  
Contact

.....  
Campus Support Team

.....  
Contact

.....  
Campus Support Team

.....  
Contact

.....  
Campus Support Team

.....  
Contact

